

English Indoor Bowling Association



National Skills Awards

November 2023

The National Skills Award

The National Skills Awards are designed to help anyone wanting to progress as they learn the game of bowls.

The Bronze and Silver Awards are to be conducted within a Club, by a locally accredited coach, whilst the Gold award will be conducted at regional centres around the country on dates publicised by the EIBA Ltd.

If you are interested in your Club or you as a Coach wanting to run a session, please complete the register of interest form on the EIBA website www.eiba.co.uk/youth/skills-award-registered-interest.doc

Alternatively, you can contact the EIBA Head Office on 01664 481900 or email info@eiba.co.uk



English Indoor Bowling Association

National Skills Awards

The scheme needs to fulfil the following criteria:

1. Distinctly different to other existing schemes in the manner of its assessment that it is recognised as The National Scheme.
2. Rigorous enough at each level to gain esteem and credibility.
3. Contains the skills and knowledge appropriate to the development of the player.
4. Each level to stand alone i.e. progression from one level to another is not a requirement.

The same main skill assessment is used at each level.

When coaching bowls in whatever code a smooth consistent delivery is the main priority. We translate this into line and length. The ability to readily adjust both factors allows the player to achieve a high level of consistency in a match situation.

With the exception of the firing shot all other shots depend on the adjustment of line and length. It is proposed that an assessment method be used that requires the player to demonstrate the ability to consistently find the correct line and adjust the weight to a target that will change in length.

Jack casting **will not** be tested at any level, as it can safely be assumed that the coaches will provide adequate opportunity for this skill to be assessed using other schemes or methods.

No knowledge test is to be used as it is assumed that local clubs will introduce etiquette and rules as they see fit.

Coaching before and during the tests

The awards scheme is designed to encourage player development, therefore both in preparation for the test and during assessment it is vitally important to question and encourage the player. No instructions should be given only the questions below and the information relating to distance from the target. Resist the temptation to tell the player to adjust their weight allow them to do this in their own time.

Player development through questioning

Ask the same question after each and every delivery 'Do you like it?' if the answer is 'No!' then follow up with 'Why not?'

Make no further comment as it is not the start of a conversation. The intention is to focus the player on the 'feel' of the delivery.

Equipment required for the tests.

1. A brightly coloured 'Throw-down Spots' measuring 26cm in diameter
2. One measuring stick 1M long
3. One measuring stick 60cm long
4. A scorecard

English Indoor Bowling Association

National Skills Awards

The Skill Test: Bronze Award

Assessment will take place at the local club and be conducted by a Local Accredited Coach.

The player will be assessed on two separate occasions a minimum of seven days apart and must achieve a 50% success rate on both forehand and backhand on each occasion.

The coach will use a scorecard provided to record all successful bowls with a tick and unsuccessful ones with a cross.

Scenario

In this assessment the player remains at the 'Tee' throughout, and the coach moves the target progressively in increments of 1M (one metre). The player has to increase or decrease the weight as the line will remain the same.

The player will be allowed 20 minutes' practice time on the rink that is to be used for the assessment

The Test

- The first test will assess increasing weight and the second decreasing weight.
- The player will be required to bowl to a target disc (26cm in diameter) set at minimum length on the forehand.
- If either of the first two bowls is within one metre of the rim of the target this is deemed to be successful, and the target is moved one metre up the green.
- If the player does not reach the target with the first two bowls, then another two bowls are delivered. If successful, the target is moved by one metre.
- The player moves the target when successful or after a maximum of four attempts.
- Each time the player is successful with either of the two bowls the target is moved one metre. Ten movements should conclude with the target at approximately full length.
- This is repeated on the backhand.

NB.

On the second occasion the target starts at maximum length and is moved progressively towards minimum length.

Bronze Skills Test

Increasing & Decreasing Weight

The mat remains at the Tee, with the front of the mat placed 2 meters from the ditch.

The targets are positioned 1 meter apart.

Increasing Weight

Forehand target set at minimum length, after four bowls are delivered the target moves up the rink by 1 meter to finish at the tenth position

(Repeat on the Backhand)

Decreasing Weight

The test is the same although it begins at maximum length and moves forward by 1 meter.

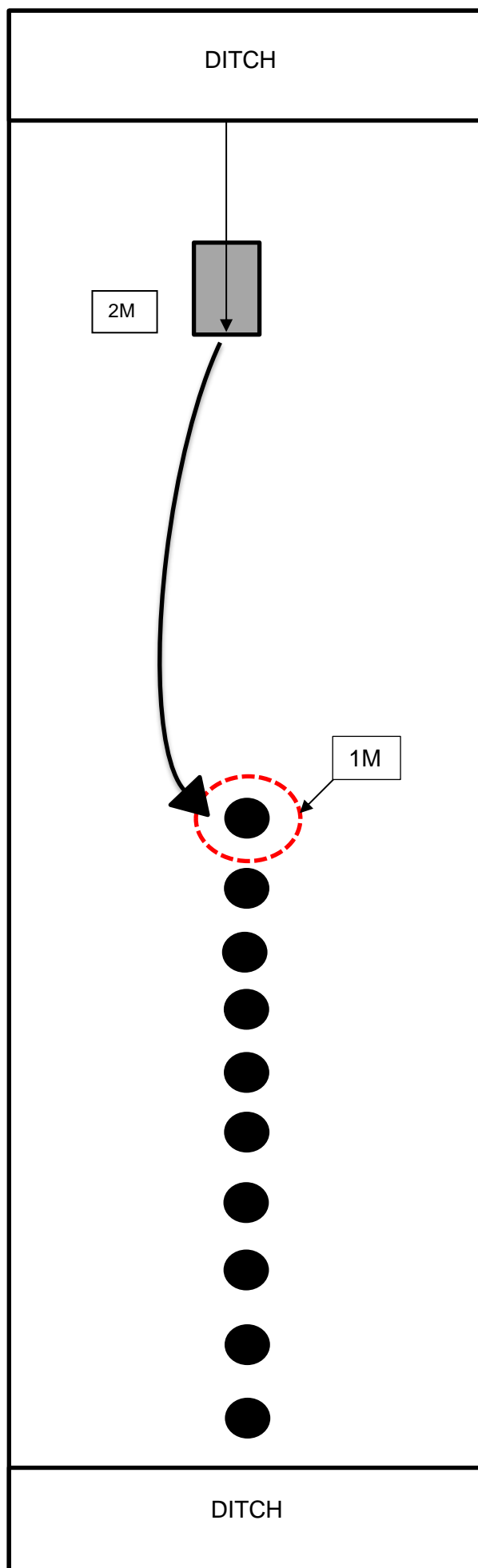
A minimum of 50% success is required on both hands for increasing and decreasing weight.

The Bowl must finish no more than 1 meter from the rim of the target to be successful.

Example Test Score

Five out of ten with either of the first two bowls on the forehand. Seven out of ten on the backhand means this player has achieved the bronze standard at increasing weight.

A similar performance on decreasing weight will mean the standard has been reached and an award will be given.



English Indoor Bowling Association National Skills Awards

Bronze Award Scorecard

Venue:

Increasing weight

Decreasing weight

	Forehand			
1	1	2	3	4
2	1	2	3	4
3	1	2	3	4
4	1	2	3	4
5	1	2	3	4
6	1	2	3	4
7	1	2	3	4
8	1	2	3	4
9	1	2	3	4
10	1	2	3	4
%				

	Backhand			
1	1	2	3	4
2	1	2	3	4
3	1	2	3	4
4	1	2	3	4
5	1	2	3	4
6	1	2	3	4
7	1	2	3	4
8	1	2	3	4
9	1	2	3	4
10	1	2	3	4
%				

	Forehand			
1	1	2	3	4
2	1	2	3	4
3	1	2	3	4
4	1	2	3	4
5	1	2	3	4
6	1	2	3	4
7	1	2	3	4
8	1	2	3	4
9	1	2	3	4
10	1	2	3	4
%				

	Backhand			
1	1	2	3	4
2	1	2	3	4
3	1	2	3	4
4	1	2	3	4
5	1	2	3	4
6	1	2	3	4
7	1	2	3	4
8	1	2	3	4
9	1	2	3	4
10	1	2	3	4
%				

Percentage: % Pass Fail

Percentage: % Pass Fail

Examiner:

Examiner:

Grade:

Grade:

Signature:

Signature:

THE ENGLISH INDOOR
BOWLING ASSOCIATION LTD

THIS CERTIFIES THAT

.....

has successfully completed the required skills tests as approved by the

EIBA Ltd Youth Group and therefore is awarded

BRONZE AWARD

Given this ___ day of _____, 20__



Chief Executive

Adjudicator



EIBA SKILLS AWARDS

English Indoor Bowling Association National Skills Awards

Skills Test: Silver Award

Assessment will take place at the local club and be conducted by a Local Accredited Coach.

The test has to be achieved on two separate occasions a minimum of seven days apart one for increasing and one for decreasing weight.

The coach will use a scorecard provided to record all successful bowls with a tick and unsuccessful ones with a cross.

Scenario

In this assessment the target remains in the same position on the 'Tee' and the player moves the mat progressively up and down the rink in increments of 60 cm (a mat length).

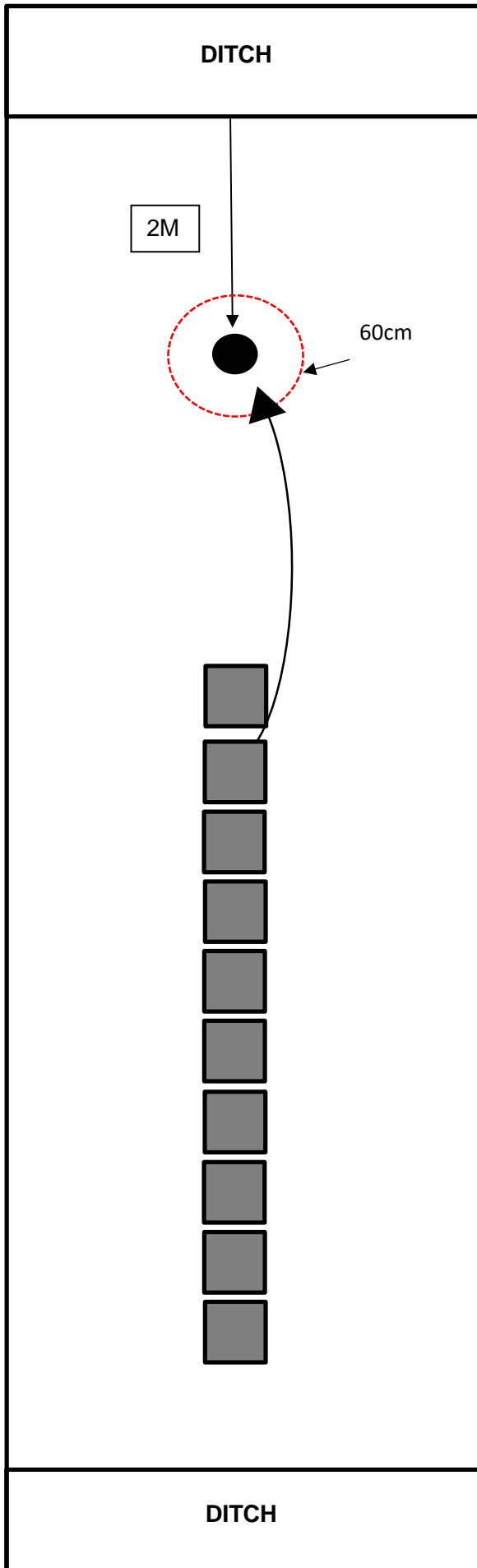
Both line and weight need to be adjusted by the player to achieve success.

The player will be allowed 20 minutes' practice time on the rink that is to be used for the assessment.

The Test

- In this test the target is fixed, and the player moves the mat in 60 cm increments progressively from minimum distance as soon as success is achieved.
- The Silver Award would use a 60cm stick as the required distance from the target and a 60% success rate on both hands is required to achieve the award.
- The player moves the mat when successful or after a maximum of four attempts.

This sequence is repeated ten times



Silver Skills Test

Increasing & Decreasing Weight

The Target is set on the Tee 2 meters from the ditch.
The front of the first mat is placed at minimum length from the back ditch

Increasing Weight

Forehand target set at minimum length. Only when the player is successful does the mat move up the rink by 60cm to finish at the tenth position

(Repeat on the Backhand)

Decreasing Weight

The test is the same although it begins at maximum length and moves forward by 60cm

A minimum of 60% success is required on both hands for increasing and decreasing weight.

The Bowl must finish no more than 60cm from the rim of the target to be successful.

Example Test Score

Six out of ten with either of the first two bowls on the forehand, seven out of ten on the backhand means this player has achieved the silver standard of increasing weight.

A similar performance on decreasing weight will mean the standard has been reached and an award will be given.



English Indoor Bowling Association National Skills Awards

Silver Award Scorecard

Venue:

Increasing weight

Decreasing weight

	Forehand			
1	1	2	3	4
2	1	2	3	4
3	1	2	3	4
4	1	2	3	4
5	1	2	3	4
6	1	2	3	4
7	1	2	3	4
8	1	2	3	4
9	1	2	3	4
10	1	2	3	4
%				

	Backhand			
1	1	2	3	4
2	1	2	3	4
3	1	2	3	4
4	1	2	3	4
5	1	2	3	4
6	1	2	3	4
7	1	2	3	4
8	1	2	3	4
9	1	2	3	4
10	1	2	3	4
%				

	Forehand			
1	1	2	3	4
2	1	2	3	4
3	1	2	3	4
4	1	2	3	4
5	1	2	3	4
6	1	2	3	4
7	1	2	3	4
8	1	2	3	4
9	1	2	3	4
10	1	2	3	4
%				

	Backhand			
1	1	2	3	4
2	1	2	3	4
3	1	2	3	4
4	1	2	3	4
5	1	2	3	4
6	1	2	3	4
7	1	2	3	4
8	1	2	3	4
9	1	2	3	4
10	1	2	3	4
%				

Percentage: % Pass Fail

Percentage: % Pass Fail

Examiner:

Examiner:

Grade:

Grade:

Signature:

Signature:

THE ENGLISH INDOOR
BOWLING ASSOCIATION LTD

THIS CERTIFIES THAT

.....

has successfully completed the required skills tests as approved by the

EIBA Ltd Youth Group and therefore is awarded

SILVER AWARD

Given this ___ day of _____, 20__



Chief Executive

Adjudicator



English Indoor Bowling Association National Skills Awards

Skills Test: Gold Award Part 1

(Drive and Draw)

The test will be conducted at one of the appointed centres around the country. Both parts of the assessment will be conducted at the same venue on the same day.

Assessment must be conducted by a Local Accredited Coach from another club under the supervision of the County Accredited Coach at the same venue and occasion as test two.

The coach will use the scorecard provided to record all successful bowls with a tick and unsuccessful ones with a cross.

Scenario

In this test the target is fixed, and the player delivers from a mat placed 27m from the 'Tee'

The player delivers a weighted bowl on the forehand to pass over the target and enter the ditch.

The player will be allowed 15 minutes' practice time on the rink to be used for the assessment.

The Test

This test assesses a player's ability to draw after playing a weighted shot.

- Test one requires a success rate of 30% on **both** forehand and backhand.
- The player chooses the weight to be played. Any part of the bowl passing over the target is counted as successful.
- On the same hand the player must draw to within 60cm of the target.
- A player is deemed to be successful if **both** the weighted shot and the draw shot are executed.
- Two bowls are then delivered on the backhand, the first with weight to pass over the target followed by another to finish within 60cm of the target.

This sequence is repeated ten times

Gold Skills Test Part 1

Drive & Draw

The mat is placed 27 meters from the Tee

The first bowl is delivered on the forehand with weight up to a full drive. Player's choice of weight to pass over the target.

The second bowl is delivered on the forehand to draw within 60cm of the rim of the target.

The third bowl is a weighted delivery on the backhand to pass over the target.

The fourth bowls is delivered to draw within 60cm of the rim of the target.


The player completes this sequence ten times.
A minimum of 30% is required.

Both the weighted and draw bowl must be successful to count.

Example Test Score

Four out of ten on both the forehand and the backhand means the player has achieved the Gold standard at the

Drive - Draw Test





English Indoor Bowling Association National Skills Awards

Gold Award Part 1 Scorecard

Venue:

Increasing weight

Decreasing weight

	Forehand			
1	1	2	3	4
2	1	2	3	4
3	1	2	3	4
4	1	2	3	4
5	1	2	3	4
6	1	2	3	4
7	1	2	3	4
8	1	2	3	4
9	1	2	3	4
10	1	2	3	4
%				

	Backhand			
1	1	2	3	4
2	1	2	3	4
3	1	2	3	4
4	1	2	3	4
5	1	2	3	4
6	1	2	3	4
7	1	2	3	4
8	1	2	3	4
9	1	2	3	4
10	1	2	3	4
%				

	Forehand			
1	1	2	3	4
2	1	2	3	4
3	1	2	3	4
4	1	2	3	4
5	1	2	3	4
6	1	2	3	4
7	1	2	3	4
8	1	2	3	4
9	1	2	3	4
10	1	2	3	4
%				

	Backhand			
1	1	2	3	4
2	1	2	3	4
3	1	2	3	4
4	1	2	3	4
5	1	2	3	4
6	1	2	3	4
7	1	2	3	4
8	1	2	3	4
9	1	2	3	4
10	1	2	3	4
%				

Percentage % Pass Fail

Percentage % Pass Fail

Examiner:

Examiner:

Grade:

Grade:

Signature:

Signature:

THE ENGLISH INDOOR
BOWLING ASSOCIATION LTD

THIS CERTIFIES THAT

.....

has successfully completed the required skills tests as approved by the

EIBA Ltd Youth Group and therefore is awarded

GOLD AWARD

Given this ___ day of _____, 20__



Chief Executive

Adjudicator



English Indoor Bowling Association National Skills Awards

Skills Test: Gold Award Part 2

(Draw-Increasing and Decreasing weight)

The test will be conducted at one of the appointed centres around the country. Both parts of the assessment will be conducted at the same venue on the same day.

Assessment must be conducted by a Local Accredited Coach from another club under the supervision of the County Accredited Coach at the same venue and occasion as test one.

The coach will use a scorecard to record all successful bowls with a tick and unsuccessful ones with a cross.

Scenario

In this second test the target remains in the same position on the 'Tee' and the player moves the mat progressively either up or down the rink in increments of 60 cm (a mat length).

The player moves the mat when successful or after a maximum of four attempts.

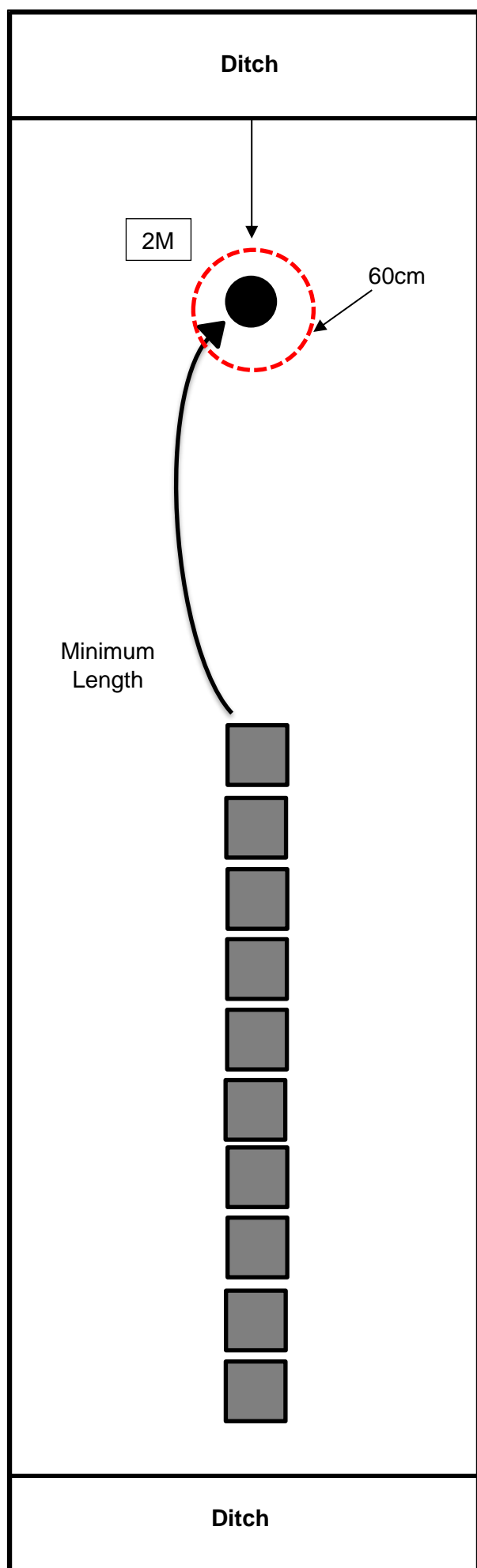
The player will be allowed 15 minutes' practice time on the rink to be used for the test.

The Test

- The test is repeated for decreasing weight. Starting from maximum distance the mat is moved progressively closer by increments of 60cm when success is achieved.
- Both parts of the 70% Success has to be achieved for both increasing and decreasing weight.
- This test will use a 60 cm stick as the required distance from the target and demands 70% success rate on both hands.

In this way both line and weight need to be adjusted by the player to achieve success.

This sequence is repeated ten times



Gold Skills Test Part 2 Draw Increasing & Decreasing Weight

Increasing Weight Forehand

Target is set 2M from the ditch and the mat is placed at the minimum distance.

The mat is moved by its own length (60cm) as soon as the player succeeds in drawing within 60cm of the target. Repeated on the Backhand.

Decreasing Weight

The test is the same although it begins at maximum length and moves forward by its own length (60cm)

A minimum of 70% success is required on both hands for increasing and decreasing weight.

The bowls must finish no more than 60cm from the rim of the target to be successful.

Example Test Score

Eight out of ten with either of the first two bowls on the forehand. Seven out of ten on the backhand means this player has achieved the Gold standard at increasing weight.

A similar performance on decreasing weight will mean the standard has been reached and an award will be given.



English Indoor Bowling Association National Skills Awards

Gold Award Part 2 Scorecard

Venue:

Increasing weight

Decreasing weight

	Forehand			
1	1	2	3	4
2	1	2	3	4
3	1	2	3	4
4	1	2	3	4
5	1	2	3	4
6	1	2	3	4
7	1	2	3	4
8	1	2	3	4
9	1	2	3	4
10	1	2	3	4
%				

	Backhand			
1	1	2	3	4
2	1	2	3	4
3	1	2	3	4
4	1	2	3	4
5	1	2	3	4
6	1	2	3	4
7	1	2	3	4
8	1	2	3	4
9	1	2	3	4
10	1	2	3	4
%				

	Forehand			
1	1	2	3	4
2	1	2	3	4
3	1	2	3	4
4	1	2	3	4
5	1	2	3	4
6	1	2	3	4
7	1	2	3	4
8	1	2	3	4
9	1	2	3	4
10	1	2	3	4
%				

	Backhand			
1	1	2	3	4
2	1	2	3	4
3	1	2	3	4
4	1	2	3	4
5	1	2	3	4
6	1	2	3	4
7	1	2	3	4
8	1	2	3	4
9	1	2	3	4
10	1	2	3	4
%				

Percentage: % Pass Fail

Percentage: % Pass Fail

Examiner:

Examiner:

Grade:

Grade:

Signature:

Signature:

THE ENGLISH INDOOR
BOWLING ASSOCIATION LTD

THIS CERTIFIES THAT

.....

has successfully completed the required skills tests as approved by the

EIBA Ltd Youth Group and therefore is awarded

GOLD AWARD

Given this ___ day of _____, 20__



Chief Executive

Adjudicator



Achievements

Bronze Award
Date Achieved:
Location:

Silver Award
Date Achieved:
Location:

Gold Award Part 1
Date Achieved:
Location:

Gold Award Part 2
Date Achieved:
Location: